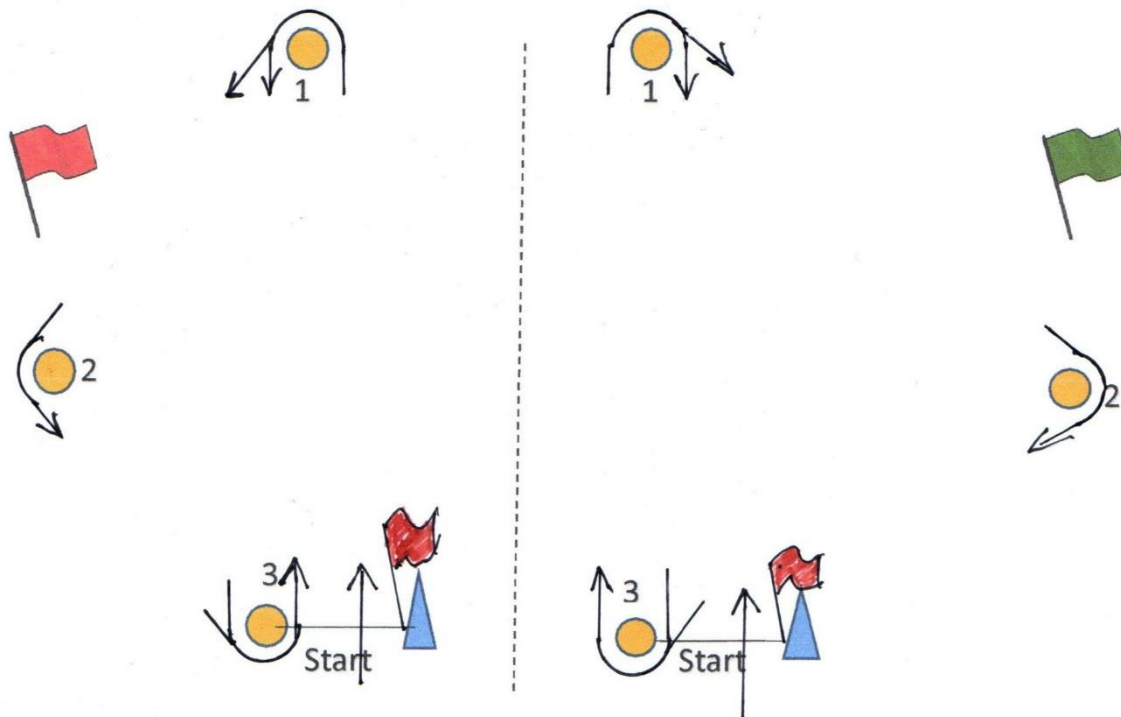


## Appendix A: Courses

The course to be sailed will be indicated by a course board and flag displayed by the start vessel

### Course C1 and C2



#### Port Course

#### Starboard Course

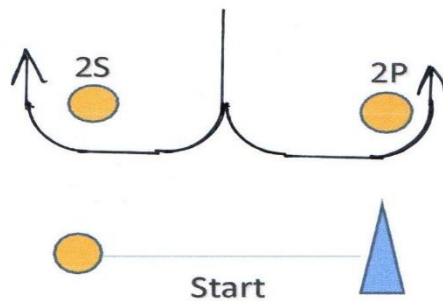

A port course will be indicated by a red flag flown from the start vessel. A starboard course will be indicated by a green flag flown from the start vessel

Signal	Mark rounding order
C1	Start-1-2-3-1-3-1-2-3-Finish
C2	Start-1-2-3-1-3-Finish

The finish is a “clubhouse finish” – described in Sailing Instruction 12.1

Mark	Description
1,2 & 3	Truncated cone – orange, self inflating

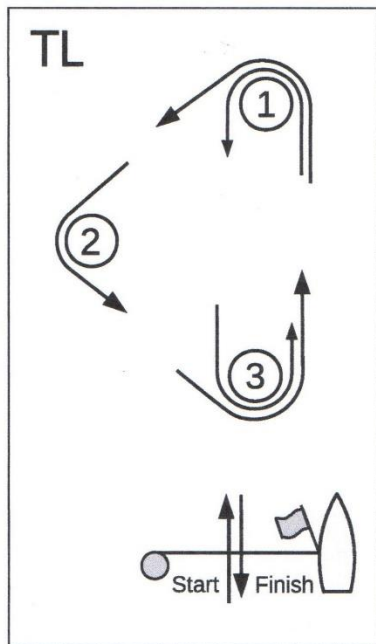
## Course C3 and C4



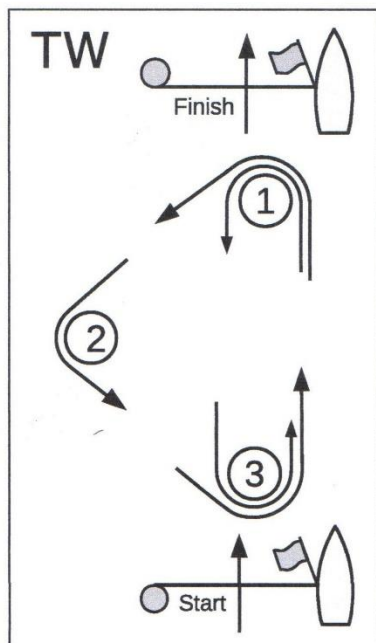
Signal	Mark rounding order
C3	Start-1A-1B-2S/2P-1A-1B-2S/2P-1A-1B-2S/2P-Finish
C4	Start-1A-1B-2S/2P-1A-1B-2S/2P-Finish

Mark	Description
1a, 1b	Truncated cone – orange, self inflating
2S, 2P	Spherical orange
Start/finish pin	Truncated cone -orange, self inflating

## Course TL and TW



Course TL – Triangle, Leeward Finish	
Signal	Mark Rounding Order
TL2	Start – 1 – 2 – 3 – 1 – Finish
TL3	Start – 1 – 2 – 3 – 1 – 3 – 1 – Finish
TL4	Start – 1 – 2 – 3 – 1 – 3 – 1 – 3 – 1 – Finish



Course TW – Triangle, Windward Finish	
Signal	Mark Rounding Order
TW2	Start – 1 – 2 – 3 – Finish
TW3	Start – 1 – 2 – 3 – 1 – 3 – Finish
TW4	Start – 1 – 2 – 3 – 1 – 3 – 1 – 3 – Finish

Mark	Description
1,2,3	Cylindrical inflatable buoy - orange
Start pin, finish pin	Spherical buoy -orange